


DIN-Rail IPC with Intel® Elkhart Lake Celeron® /Core™ i3/i5/i7 Fanless, 4 x COM, 6 x USB, 2 x LAN

## Overview


DBC-3200 is a DIN-Rail IPC equipped with extensive I/O options, offering great flexibility and effortless Mini PCIe expansion capabilities. It boasts wide-input power ranges, wide temperature tolerances, and enhanced structural durability, making it an excellent choice for industrial applications.

## Features

- Intel® Elkhart Lake Celeron® J6412 / Core™ i3/i5/i7 processor
- 4 x COM, 2 x LAN, 6 x USB, HDMI
- 1 x 2.5" SATA HDD/SSD, 1 x M.2 2280 NVME
- 1 x Full length Mini PCIe, 1 x M.2 2230 E-Key



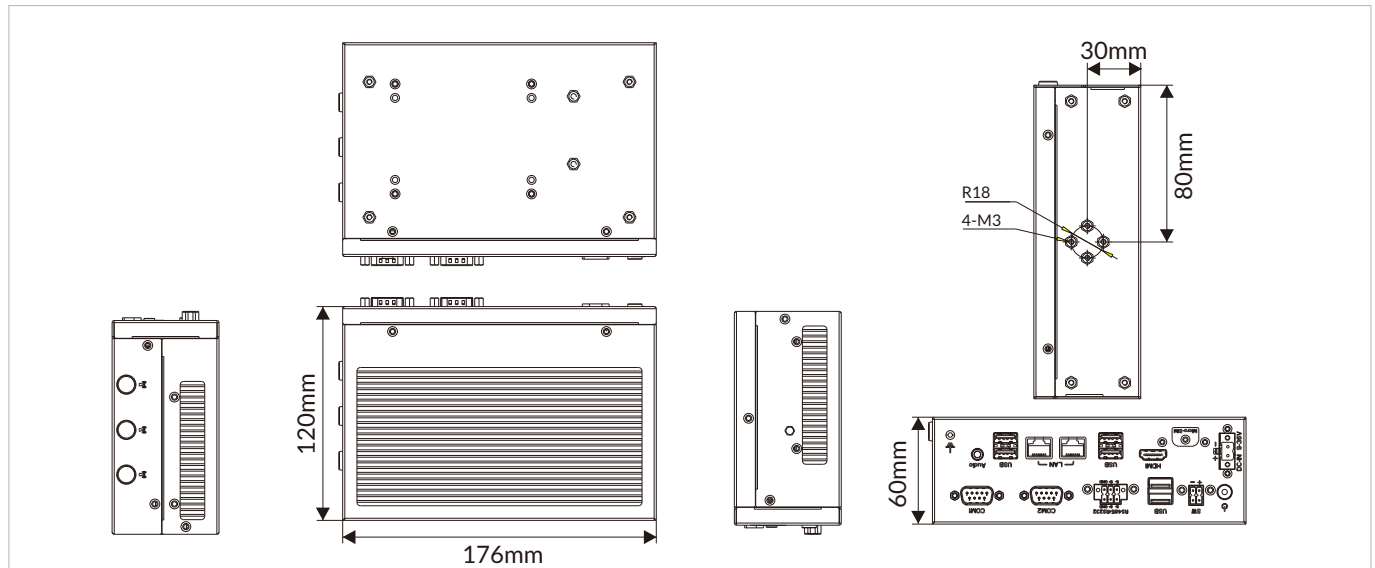
## I/O Interfaces



## Specifications

System	DBC-3200-J6412	DBC-3200-10110U/ 10310U	DBC-3200-1115G4/ 1155G7/1195G7	DBC-3200-1215U/ 235U/1255U
CPU	Intel® Celeron® J6412 processor	Intel® Core™ i3-10110U/i5-10310U	Intel® Core™ i3-1115G4 /i5-1155G7/i7-1195G7	Intel® Core™ i3-1215U /i5-1235U/i7-1255U
CPU TDP	10W	15W	15W	15W
Memory	1 x DDR4 3200 MHz SO-DIMM up to 32GB	1 x DDR4 2666 MHz SO-DIMM up to 32GB	1 x DDR4 3200 MHz SO-DIMM up to 32GB	1 x DDR4 3200 MHz SO-DIMM up to 32GB
Storage	1 x 2.5" SATA HDD 1 x M.2 2280 NVME			
BIOS	AMI UEFI			
TPM	BIOS			
Watchdog Timer	Software Programmable. Supports 256 levels system reset			
<b>I/O Ports</b>				
USB	2 x USB 2.0, 4 x USB 3.0			
Serial	2 x RS-232, 2 x RS-485			
Ethernet	2 x RJ45 GbE Intel® I210AT			
Display	1 x HDMI			
SIM Card Slot	1 x SIM card slot			
Antenna	3 x SMA antenna holes			
<b>Expansion Slot</b>				
Mini PCIe	1 x Full length Mini PCIe			
M.2	1 x M.2 2280 NVME	1 x M.2 2280 NVME, 1 x M.2 2230 E-Key	1 x M.2 2280 NVME	1 x M.2 2280 NVME, 1 x M.2 2230 E-Key
<b>RF Communication</b>				
Wi-Fi	Mini PCIe	1 x M.2 2230 E-Key	Mini PCIe	1 x M.2 2230 E-Key
Cellular	Mini PCIe	Mini PCIe	Mini PCIe	Mini PCIe
Bluetooth	Mini PCIe	1 x M.2 2230 E-Key	Mini PCIe	1 x M.2 2230 E-Key
GNSS	Mini PCIe	Mini PCIe	Mini PCIe	Mini PCIe
<b>Audio</b>				
Audio	Mic in, line out			
<b>Power</b>				
Button	Yes			
Remote Power On/Off	4-Pin Remote SW&Power LED			
DC Input	9-36VDC			
Power Mode	AT/ATX			
<b>Operating System</b>				
Windows	Windows 10/11			
Linux	Ubuntu			
<b>Mechanical</b>				
Dimensions (WxDxH)	176 x 120 x 60mm (6.93 x 4.72 x 2.36 inches)			
Weight (N.W.)	2kg ( 4.41lbs)			
Mounting	DIN-Rail/Wall mount(optional)			
Material	Aluminum alloy			
<b>Environment</b>				
Operating Temperature	-10 to 60°C (14 to 140°F)			
Storage Temperature	-20 to 60°C (-4 to 140°F)			
Relative Humidity	10% to 95% @ 40°C (104°F), non-condensing			
<b>Certification</b>				
EMC	CE, FCC Class A			

## Dimensions



## Ordering Information

Part No.	Description
A.02.001.000022	AC/DC power adaptor 60W 12V 5A
C.02.009.000039	AC/DC power adaptor 84W 12V 7A

## Ordering Information

Part No.	Description
DBC-3200-J6412	J6412 DBC with 4 x COM, 2 x LAN, 6 x USB, HDMI, 9-36VDC
DBC-3200-10110U	i3-10110U DBC with 4 x COM, 2 x LAN, 6 x USB, HDMI, 9-36VDC
DBC-3200-10310U	i5-10310U DBC with 4 x COM, 2 x LAN, 6 x USB, HDMI, 9-36VDC
DBC-3200-1115G4	i3-1115G4 DBC with 4 x COM, 2 x LAN, 6 x USB, HDMI, 9-36VDC
DBC-3200-1155G7	i5-1155G7 DBC with 4 x COM, 2 x LAN, 6 x USB, HDMI, 9-36VDC
DBC-3200-1195G7	i7-1195G7 DBC with 4 x COM, 2 x LAN, 6 x USB, HDMI, 9-36VDC
DBC-3200-1215U	i3-1215U DBC with 4 x COM, 2 x LAN, 6 x USB, HDMI, 9-36VDC
DBC-3200-1235U	i5-1235U DBC with 4 x COM, 2 x LAN, 6 x USB, HDMI, 9-36VDC
DBC-3200-1255U	i7-1255U DBC with 4 x COM, 2 x LAN, 6 x USB, HDMI, 9-36VDC